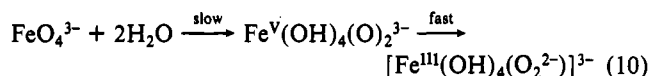


of water, such as occurs slowly in alkaline permanganate solutions, may be disregarded, since in ethanolic media this would initiate the chain reduction of ferrate(VI) via OH and alcohol radicals, which is not observed during pulse-radiolysis experiments. In the more likely case that hydrogen peroxide is formed from oxide ligands of iron, the rate-limiting step would involve hydration of iron(V) followed by the reductive elimination of peroxide from cis oxide or hydroxide ligands as suggested in Scheme II.

Scheme II



The degree of hydrolysis for an octahedral iron(V) species is unknown, but it is probably extensive for the high oxidation state in alkaline solution. Cis oxide ligands are found, for instance, in the pentavalent vanadium ion, $\text{VO}_2(\text{H}_2\text{O})_4^+$,^{22d} The product, ferric-bound peroxide, could form directly, without dissociation of an $\text{Fe}^{\text{V}}\text{O}$ ligand bond, if the peroxide moiety is bound in a

side-on mode as it is in the $\text{Fe}^{\text{III}}\text{EDTA}(\text{O}_2^{2-})^{3-}$ complex.²⁸

The chemistry of iron(V) is virtually unknown, but the present study suggests that its stability may be enhanced in aprotic and weakly coordinating solvents where both of its known decay modes are likely to be inhibited. Efforts are currently in progress to prepare iron(V) under conditions that will permit more detailed studies of its properties.

Acknowledgment. We wish to thank Drs. M. Newton, N. Sutin, and D. E. Cabelli for many stimulating discussions and constructive criticism of the present work. The research of J.D.R. was supported by the NIH and The Council for Tobacco Research. This research was carried out at Brookhaven National Laboratory under contract DE-AC02-76CH00016 with the U.S. Department of Energy and supported by its Division of Chemical Sciences, Office of Basic Energy Sciences.

(28) Ahmad, S.; McCallum, J. D.; Shiemke, A. K.; Appelman, E. H.; Loehr, T. M.; Sanders-Loehr, J. *Inorg. Chem.* **1988**, *27*, 2230.

Contribution from Ames Laboratory and the Department of Chemistry, Iowa State University, Ames, Iowa 50011

Effect of Steric Crowding on the Rates of Reactions of a Nickel(I) Tetraaza Macrocyclic with Organic Halides and Hydroperoxides

Novelette Sadler,¹ Susannah L. Scott, Andreja Bakac,* James H. Espenson,* and M. S. Ram

Received March 15, 1989

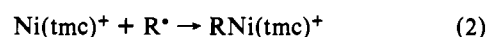
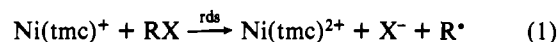
The reactions of the sterically crowded decamethylcyclam complex of nickel(I), $\text{Ni}(\text{dmc})^+$, with organic halides, hydrogen peroxide, and *tert*-butyl hydroperoxide occur some 10^4 times more slowly than the corresponding reactions of $\text{Ni}(\text{tmc})^+$, a tetramethylcyclam complex. This supports the assignment of an inner-sphere mechanism in both cases, because reactions that necessarily adopt an outer-sphere mechanism (e.g., those of cobalt(III) amine complexes) differ no more in their relative rates than can easily be explained by the small difference in driving force.

Introduction

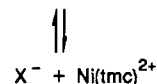
Significant progress has been made in recent years in understanding the chemistry of macrocyclic complexes of Ni(II) and Ni(I). The most extensively studied of these complexes are those containing the 1,4,8,11-tetraazacyclotetradecane (cyclam) ligand as well as the N-alkylated and C-alkylated derivatives.²⁻⁵ Among these are tetramethylated (tmc) and decamethylated (dmc) macrocycles.

It has been established that these Ni(II) macrocycles can be reduced electrochemically⁶ or photochemically⁷ to generate reasonably stable Ni(I) complexes in aqueous solutions. This provides the opportunity for investigations of the reduction of alkyl halides by Ni(I) to be carried out.

The oxidation of two isomeric forms of Ni(tetramethylcyclam)⁺, abbreviated $\text{Ni}(\text{tmc})^+$, by alkyl halides and hydroperoxides has been investigated recently.⁷⁻¹² The reactions were proposed to occur in two steps:



Electron transfer in the rate-determining step can occur by either an inner-sphere (eq 3) or an outer-sphere mechanism (eq 4).



A distinction between the two mechanisms is a difficult one to make owing to the lability of $\text{Ni}(\text{tmc})^{2+}$ to axial substitution. The reactivity pattern for a series of alkyl halides, i.e. $\text{CH}_3 < \text{primary} < \text{secondary} < \text{benzyl}$ and $\text{Cl}^- < \text{Br}^- < \text{I}^-$, is similar to that observed in corresponding reactions of $\text{Co}(\text{II})^{13}$ and $\text{Cr}(\text{II})^{14}$. The latter reactions are known to proceed by an inner-sphere mechanism, and thus one might be tempted to conclude that the reactions of $\text{Ni}(\text{tmc})^+$ adopt the same mechanism. This argument needs to be further substantiated by other evidence. It was against this background that we undertook the present study with the

- (1) On leave from the University of the West Indies, Kingston, Jamaica.
- (2) Barefield, K. E.; Wagner, F. *Inorg. Chem.* **1973**, *12*, 2435.
- (3) Wagner, F.; Barefield, K. E. *Inorg. Chem.* **1976**, *15*, 408.
- (4) Wagner, F.; Moccia, M. T.; D'Aniello, M. J., Jr.; Wang, A. H. J.; Barefield, K. E. *J. Am. Chem. Soc.* **1974**, *96*, 2625.
- (5) Lincoln, S. F.; Coates, J. H.; Hadi, D. A. *Inorg. Chim. Acta* **1984**, *81*, L9.
- (6) Jubran, N.; Ginzberg, G.; Cohen, H.; Koresh, Y.; Meyerstein, D. *Inorg. Chem.* **1985**, *24*, 251.
- (7) Bakac, A.; Espenson, J. H. *J. Am. Chem. Soc.* **1986**, *108*, 713.
- (8) Bakac, A.; Espenson, J. H. *J. Am. Chem. Soc.* **1986**, *108*, 719.
- (9) Bakac, A.; Espenson, J. H. *J. Am. Chem. Soc.* **1986**, *108*, 5353.
- (10) Ram, M. S.; Bakac, A.; Espenson, J. H. *Inorg. Chem.* **1988**, *27*, 4231.
- (11) Ram, M. S.; Bakac, A.; Espenson, J. H. *Inorg. Chem.* **1986**, *25*, 3267.
- (12) Ram, M. S.; Espenson, J. H.; Bakac, A. *Inorg. Chem.* **1986**, *25*, 4115.

(13) Chock, P. B.; Halpern, J. *J. Am. Chem. Soc.* **1969**, *91*, 582 and references therein.

(14) Kochi, J. K. *Organometallic Mechanisms and Catalysis*; Academic Press: New York, 1978; p 140.

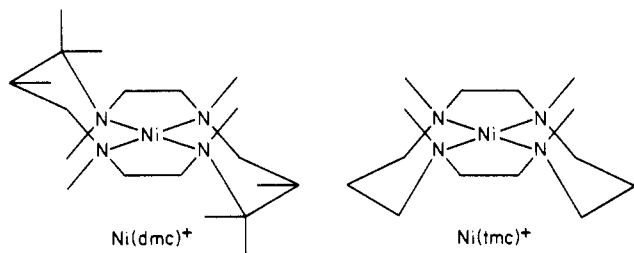


Figure 1. Structural formulas of (a) Ni(dmc) and (b) *R,R,S,S*-Ni(tmc).

Table I. Second-Order Rate Constants for the Reactions of Ni(dmc)⁺ and Ni(tmc)⁺ with Co(III) Complexes

complex	$k_{\text{dmc}}^a / \text{mol}^{-1} \text{dm}^3 \text{s}^{-1}$	$k_{\text{tmc}}^a / \text{mol}^{-1} \text{dm}^3 \text{s}^{-1}$	$k_{\text{tmc}}/k_{\text{dmc}}$
Co(NH ₃) ₆ ³⁺	6.32×10^3	3.0×10^4	4.7
Co(en) ₃ ³⁺	2.37×10^3	9.0×10^3	3.8
Co(sep) ₃ ³⁺	9.59×10^3	7.2×10^4	7.5
Co(NH ₃) ₅ F ²⁺	6.0×10^3		

^a In aqueous solution at 25.0 °C, 0.1 M NaOH. ^b From ref 6.

((1*R*,4*R*,8*S*,11*S*)-*C-meso*-1,4,5,5,7,8,11,12,12,14-decamethyl-1,4,8,11-tetraazacyclotetradecane)nickel(I) complex (Ni(dmc)⁺, Figure 1) and some alkyl halides and peroxides.

The reducing power of Ni(dmc)⁺, $E^\circ = -0.74 \text{ V}$,⁶ is similar to those of *R,R,S,S*-Ni(tmc)⁺ (-0.91 V)⁶ and *R,S,R,S*-Ni(tmc)⁺ (-0.87 V).¹¹ The self-exchange rate constants are also comparable for the three complexes.^{6,15} Ni(dmc)⁺ is, however, considerably bulkier than either of the two tmc complexes. Inner-sphere reactions should thus strongly disfavor Ni(dmc)⁺, whereas the reactivity of the three complexes in outer-sphere reactions should be comparable.

This paper reports our findings on the reactions of Ni(dmc)⁺ with several inner-sphere and outer-sphere oxidants.

Experimental Section

Reagents. The *meso*-5,5,7,12,12,14-hexamethylcyclam ligand was prepared according to the published procedure.¹⁶ Ni(dmc)(ClO₄)₂ was prepared according to the method of Wagner and Barefield.³ The trifluoromethanesulfonate (triflate) salt was prepared in solution from the perchlorate by anion exchange (Amberlite IRA-400 or Dowex 2-X8). Ni(dmc)⁺ was prepared by electrochemical reduction of aqueous Ni(dmc)(CF₃SO₃)₂ at -1.70 V vs SCE at a mercury-pool cathode. Ni(dmc)⁺ was also obtained by reduction of Ni(dmc)²⁺ with the photochemically generated ¹C(CH₃)₂OH.⁷ *R,S,R,S*-Ni(tmc)⁺ (hereafter Ni(tmc)⁺) was prepared and used as described previously.¹¹

Reaction Conditions. All experiments were performed under air-free conditions utilizing an argon atmosphere and syringe-septa methods. All reactions were carried out with limiting concentrations of Ni(dmc)⁺ under pseudo-first-order conditions. The kinetics were monitored at an absorption maximum of Ni(dmc)⁺ at 335 nm ($\epsilon = 3600 \text{ M}^{-1} \text{cm}^{-1}$). Ionic strength was maintained with NaOH or Na₂SO₄, and temperature was controlled at $25.0 \pm 0.1 \text{ }^\circ\text{C}$ by a constant-temperature bath.

Kinetics. Kinetic data were obtained by using either a Canterbury SF-3A stopped-flow or a Cary 219 spectrophotometer. The former is interfaced with an OLIS 3820 data acquisition and numerical analysis system.

Product Analysis. Organic products were identified by use of a Hewlett-Packard Model 5790 gas chromatograph. The retention times were checked with appropriate standards. Free bromide, produced in the reaction of Ni(dmc)⁺ with PhCH₂Br, was determined by HPLC with a -NR₃⁺ stationary phase. The yields were quantitative, confirming that the axial positions in Ni(dmc)²⁺ are substitutionally labile.

Results and Discussion

Reactions with Cobalt(III) Complexes. Ni(dmc)⁺ reduces Co(NH₃)₆³⁺, Co(en)₃³⁺, and Co(sep)₃³⁺ in aqueous alkaline solutions. The pseudo-first-order rate constants for these reactions

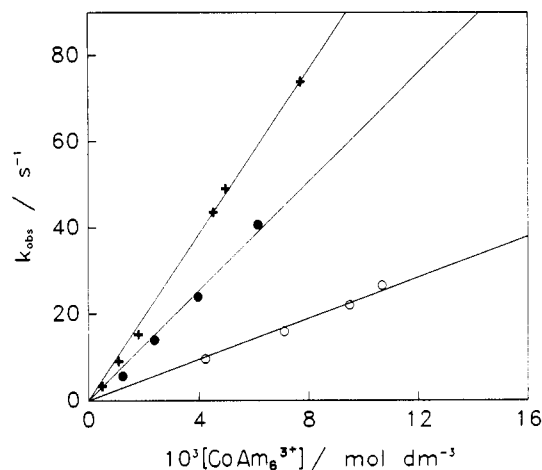


Figure 2. Kinetic data for reactions between the Ni(dmc)⁺ and Co(III) complexes. Data are shown for Co(sep)₃³⁺ (crosses), Co(en)₃³⁺ (open circles), and Co(NH₃)₆³⁺ (filled circles).

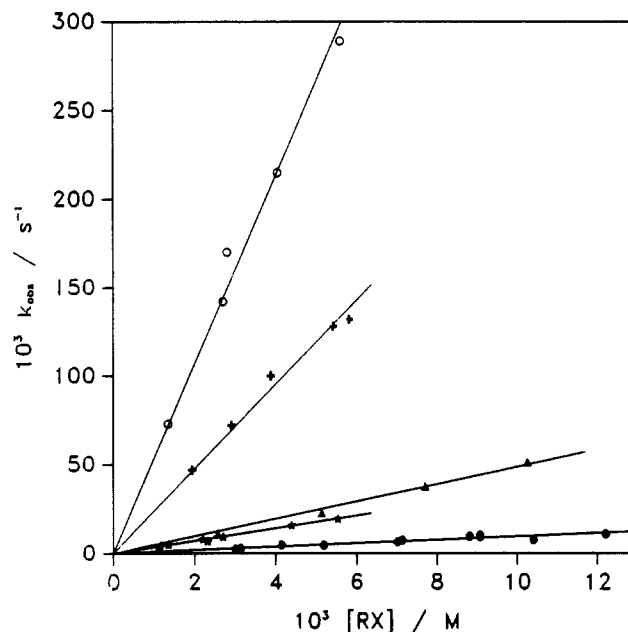


Figure 3. Kinetic data for reactions between Ni(dmc)⁺ and some organic halides. Data are shown for benzyl bromide (open circles), allyl bromide (crosses), dibromomethane (triangles), and dibromoethane (filled circles).

vary linearly with the concentration of the Co(III) complex as illustrated in Figure 2. Spectrophotometric titrations indicate a 1:1 stoichiometry, which supports the net reaction given in eq 5. This is consistent with a rate expression of the form (6). The



$$-d[\text{Ni(dmc)}^+]/dt = k[\text{Ni(dmc)}^+][\text{CoAm}_6^{3+}] \quad (6)$$

values of k obtained for the Co(III) complexes studied are shown in Table I, along with results obtained for similar reactions with the Ni(tmc)⁺ complex. From the results shown it is evident that the differences in reactivity between Ni(tmc)⁺ and Ni(dmc)⁺ are not very dramatic. Ni(tmc)⁺ reacts more rapidly by a factor of only 4–8. This increase can be linked to the fact that the reduction potential of Ni(tmc)⁺ is more negative than that of Ni(dmc)⁺. The reduction of these Co(III) complexes by Ni(I) can proceed only by an outer-sphere mechanism. The rate constant we obtained for the reaction of Co(NH₃)₆³⁺ and Ni(dmc)⁺ is significantly lower than that obtained by pulse radiolysis by Jubran et al.⁶ We have no explanation for this discrepancy.

Reactions with Organic Halides. The pseudo-first-order rate constants for these reactions vary linearly with the concentration of the excess reagent (Figure 3). Spectrophotometric titrations

(15) The self-exchange rate constant for *R,S,R,S*-Ni(tmc)^{2+/+} has not been reported, but it is reasonable to expect it to be similar to that of the *R,R,S,S* isomer.

(16) Hay, R. W.; Lawrance, G. A.; Curtis, N. F. *J. Chem. Soc., Perkin Trans. 1* 1975, 591.

Table II. Second-Order Rate Constants for the Reaction of Ni(dmc)⁺ with Alkyl Halides and Hydroperoxides

reactant	$k_{\text{dmc}}/\text{mol}^{-1}\text{dm}^3\text{s}^{-1}$ ^a	$k_{\text{tmc}}^*/\text{mol}^{-1}\text{dm}^3\text{s}^{-1}$	$k_{\text{tmc}}/k_{\text{dmc}}$
H ₂ O ₂	5.1×10^2 ^b	1.6×10^7	3×10^4
(CH ₃) ₃ COOH	27 ^b	3.8×10^5	10^4
Br(CH ₂) ₂ Br	0.48 ^c	$>2 \times 10^5$	10^5
C ₆ H ₅ CH ₂ Br	52 ^d	$>10^7$	10^5
C ₆ H ₅ CH ₂ Cl	3.6 ^c	$\sim 10^6$	10^5
CH ₂ =CHCH ₂ Br	12 ^c	$\sim 10^5$	10^3
Br ₂ CH ₂	2.4 ^c	$>10^5$	10^4

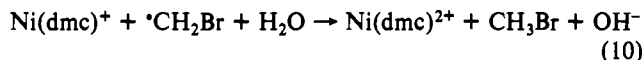
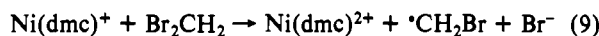
^aThe values listed for H₂O₂ and the dihaloalkanes are $k_{\text{obsd}}/2$ to account for the 2:1 stoichiometry; see text. All the other values are the measured rate constants, k_{obsd} . ^bIn aqueous 0.035 M Na₂SO₄. ^cIn aqueous acetone (3 M), with 2-propanol (1 M) and 0.1 M Na₂SO₄. ^dIn aqueous CH₃CN (6 M), with 0.035 M Na₂SO₄. ^eFrom ref 6–10.

established a 1:1 stoichiometry for the reactions with benzyl bromide and allyl bromide. In these cases the observed organic products are dibenzyl and 1,5-hexadiene, respectively, formed by dimerization of the radicals (eq 7 and 8). Toluene, the predicted



product of the reduction of benzyl radicals by Ni(dmc)⁺, was not observed in the reaction with benzyl bromide. A small amount of propene, corresponding to the reduction of the allyl radical, was found in the reaction with allyl bromide. The values of k_7 are listed in Table II.

The reaction of Ni(dmc)⁺ with dibromoethane produces only ethylene, as was the case for the reaction of Ni(tmc)⁺.¹⁰ Dibromomethane reacts to give CH₃Br as the major organic product, implying that the [•]CH₂Br radical oxidizes Ni(dmc)⁺ more rapidly than it dimerizes to BrCH₂CH₂Br (eq 9 and 10). Thus, under the experimental conditions (excess Br₂CH₂), $k_{\text{obsd}} = 2k_9$.



Small amounts of methane, ethane, and ethylene were also observed. They seem to be formed in side reactions involving halogen transfer from the BrCH₂[•] radical to Ni(dmc)⁺ to form methylene, followed by reduction and dimerization steps. Similar chemistry has been proposed earlier in the reactions of Cr²⁺ with polyhalomethanes in dmf/H₂O,^{17,18} although the involvement of dinuclear intermediates in that system cannot be ruled out.^{19,20} In the present case we cannot completely exclude the possibility that CH₄ was formed by reduction of trace amounts of BrCH₂Ni(dmc)⁺ by Ni(dmc)⁺, although no spectral evidence was obtained for such an organonickel intermediate.

The reaction with hydrogen peroxide takes place with a 2:1 stoichiometry (eq 11) according to the rate law of eq 12, where



[H₂O₂]_T represents the total concentration of hydrogen peroxide. The value of k_{obsd} is 1020 M⁻¹s⁻¹ in the pH range 3–9²¹ (Figure 4), but it decreases dramatically as the pH is raised above 11. Equation 13 describes the variation of k_{obsd} with [H⁺]. The

$$k_{\text{obsd}} = \frac{k[\text{H}^+][\text{H}_2\text{O}_2]_{\text{T}}}{[\text{H}^+] + K_a} \quad (13)$$

- (17) Castro, C. E.; Kray, W. C., Jr. *J. Am. Chem. Soc.* **1963**, *85*, 2768.
 (18) Castro, C. E.; Kray, W. C., Jr. *J. Am. Chem. Soc.* **1966**, *88*, 4447.
 (19) Nohr, R. S.; Spreer, L. O. *J. Am. Chem. Soc.* **1974**, *96*, 2618.
 (20) Espenson, J. H.; Leslie, J. P., II. *Inorg. Chem.* **1976**, *15*, 1886.
 (21) No buffers were used, and the pH of the originally neutral solutions increased in the course of the reaction to pH 9–9.5. This change in the pH had no effect on the quality of the first-order plots or the value of the rate constant.

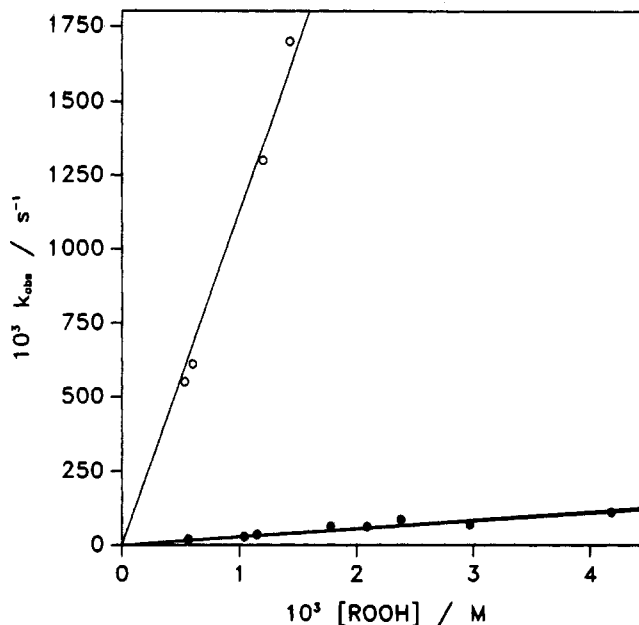


Figure 4. Kinetic data for reactions of Ni(dmc)⁺ with hydrogen peroxide (open circles) and *tert*-butyl hydroperoxide (filled circles).

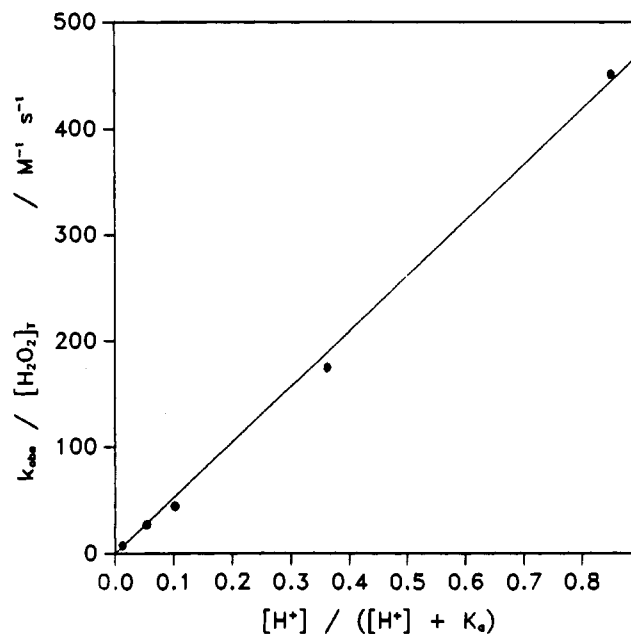


Figure 5. Dependence of the apparent second-order rate constant, $k_{\text{obs}}/[\text{H}_2\text{O}_2]_{\text{T}}$ on $[\text{H}^+]/([\text{H}^+] + K_a)$, suggested by eq 13.

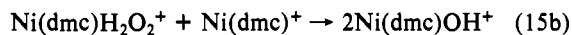
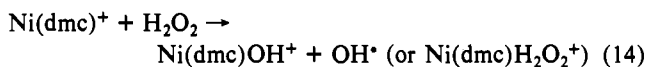
reported value of K_a , the acid dissociation constant of H₂O₂, is 2.24×10^{-12} M.²²

Equation 13 indicates that H₂O₂ is the only reactive form of hydrogen peroxide. The same conclusion was reached earlier in the reactions with Co(CN)₅³⁻,²³ Cr(CN)₆⁴⁻,²⁴ and Cr(CN)₅H₂O³⁻.²⁴ A plot suggested by eq 13 is shown in Figure 5 for the data obtained in alkaline solutions. The slope of the line is 520 M⁻¹s⁻¹. This value is within a factor of 2 of the rate constant obtained under the pH conditions where H₂O₂ is the dominant peroxide species present. Although not perfect, the agreement is considered satisfactory, given the wide pH range employed. It should be noted that Ni(dmc)⁺ does not participate in any known acid–base equilibria.

- (22) Smith, R. M.; Martell, A. E. *Critical Stability Constants IV. Inorganic Complexes*; Plenum: New York, 1976; p 75.
 (23) Chock, P. B.; Dewar, R. B. K.; Halpern, J.; Wong, L.-Y. *J. Am. Chem. Soc.* **1969**, *91*, 82.
 (24) Davis, G.; Sutin, N.; Watkins, K. O. *J. Am. Chem. Soc.* **1970**, *92*, 1892.

Kinetics experiments were also performed for the reaction of $\text{Ni}(\text{tmc})^+$ with H_2O_2 , values of k_{obsd} being determined as a function of $[\text{H}_2\text{O}_2]$ (0.15–0.60 mM) and $[\text{OH}^-]$ (0.035–0.11 M). The data also agree with eq 12 and 13 and yield the second-order rate constant for the reaction between $\text{Ni}(\text{tmc})^+$ and H_2O_2 of $1.6 \times 10^7 \text{ M}^{-1} \text{ s}^{-1}$.

Low-valent transition-metal complexes usually react with H_2O_2 in two one-electron steps. The sequence of reactions is shown for $\text{Ni}(\text{dmc})^+$ in eq 14 and 15.²⁵ Irrespective of the nature of the

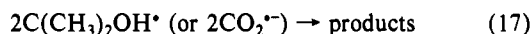


reactive intermediate (hydroxyl radical or $\text{Ni}(\text{dmc})\text{H}_2\text{O}_2^+$) formed in reaction 14, the rate constant k_{obsd} , obtained in the presence of an excess of H_2O_2 , equals $2k_{14}$.

In an attempt to distinguish between the two intermediates, a spectrophotometric titration of $\text{Ni}(\text{dmc})^+$ with H_2O_2 was conducted in the presence of added 2-propanol and (in a separate experiment) HCOONa . Both of these solutes react rapidly with OH^* ²⁶ to give the strongly reducing radicals $\text{C}(\text{CH}_3)_2\text{OH}^*/\text{C}(\text{CH}_3)_2\text{O}^*$ (pK_a 12.2)²⁷ and CO_2^* , respectively. The reduction of $\text{Ni}(\text{dmc})^{2+}$ by CO_2^* takes place with a rate constant of $4 \times 10^6 \text{ M}^{-1} \text{ s}^{-1}$ (eq 16).⁶ Thus, the addition of 2-propanol or sodium



formate to the reaction solutions should change the stoichiometry from 2:1 to $\ll 2:1$, since reaction 16 regenerates the $\text{Ni}(\text{dmc})^+$ consumed in reaction 14. The exact stoichiometry is determined by the competition between reaction 16 and self-reactions of the radicals (eq 17). In the presence of an added excess of $\text{Ni}(\text{dmc})^{2+}$,

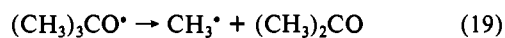
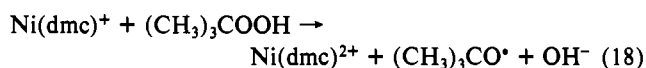


reaction 16 would dominate and no net consumption of $\text{Ni}(\text{dmc})^+$ should take place. Instead, $\text{Ni}(\text{dmc})^+$ would act as a catalyst for the reduction of H_2O_2 by the organic solute.

The addition of 1 M 2-propanol or 1 M HCOONa to solutions of $2 \times 10^{-4} \text{ M Ni}(\text{dmc})^+$ had only a minor effect on the overall stoichiometry of the reaction with H_2O_2 . At pH 7 a $[\text{Ni}(\text{dmc})^+]/[\text{H}_2\text{O}_2]$ ratio of 1.3 was obtained for both scavengers. The addition of 7 mM $\text{Ni}(\text{dmc})^{2+}$ had no additional effect. A titration at pH 12 in the presence of 1 M 2-propanol yielded a 1:1 stoichiometric ratio. If the free OH radicals were formed in reaction 14, one would expect ratios of 0.5 and 5×10^{-5} in the absence and presence of added $\text{Ni}(\text{dmc})^{2+}$, respectively, in 1 M 2-PrOH at pH 7 and a ratio of 0.05 in 1 M HCOONa in the absence of added $\text{Ni}(\text{dmc})^{2+}$. It thus seems safe to conclude that reaction 14 produces no free hydroxyl radicals.

tert-Butyl hydroperoxide reacts with $\text{Ni}(\text{dmc})^+$ much more slowly than H_2O_2 does, presumably because of unfavorable steric interactions. Organic products were identified as CH_4 , C_2H_6 , acetone, and *tert*-butyl alcohol. A spectrophotometric titration yielded a $[\text{Ni}(\text{dmc})^+]/[\text{ROOH}]$ ratio of 1.2. Both the products and the fractional stoichiometry are consistent with the rate-determining formation of $(\text{CH}_3)_3\text{CO}^*$, followed by β -scission (eq 18 and 19). The methyl radical then dimerizes to ethane (eq 20) or is reduced to methane by $\text{Ni}(\text{dmc})^+$ (eq 21). *tert*-Butyl alcohol

is probably formed by direct reduction of $(\text{CH}_3)_3\text{CO}^*$ by $\text{Ni}(\text{dmc})^+$.



The involvement of $(\text{CH}_3)_3\text{CO}^*$ radicals was further confirmed by a spectrophotometric titration in the presence of 6 M 2-propanol. The high concentration of the alcohol was necessary to scavenge most of the $(\text{CH}_3)_3\text{CO}^*$ before it underwent β -scission. The ratio obtained under these conditions at pH 7, $[\text{Ni}(\text{dmc})^+]/[\text{ROOH}] = 0.6$, is quite close to the expected value of 0.5. An identical titration at pH 12 yielded a curved titration plot with the equivalence point approaching 0.2. This value seems reasonable, although the exact ratio cannot be calculated, since the rate constant for the reaction of $\text{C}(\text{CH}_3)_2\text{O}^*$ with $\text{Ni}(\text{dmc})^{2+}$ has not been measured.

A summary of the rate constants for the reactions of $\text{Ni}(\text{dmc})^+$ and $\text{Ni}(\text{tmc})^+$ with the peroxides and the alkyl halides is given in Table II. Saturated alkyl halides react readily with $\text{Ni}(\text{tmc})^+$,^{7,11} but the corresponding $\text{Ni}(\text{dmc})^+$ reactions are too slow to measure ($k < \sim 10^{-2} \text{ M}^{-1} \text{ s}^{-1}$), given the inherent slow loss of $\text{Ni}(\text{dmc})^+$ over time. At the other end of the reactivity scale, the benzyl and allyl halides react measurably with $\text{Ni}(\text{dmc})^+$, but with $\text{Ni}(\text{tmc})^+$ the reactions occur too rapidly for other than order of magnitude estimates. Thus, relatively few precise reactivity ratios can be cited. It is quite apparent, however, that in each case $k_{\text{tmc}} \gg k_{\text{dmc}}$. The difference in reactivity between the two nickel complexes is quite striking. This is almost certainly linked to the bulkiness of the dmc ligand, which quite effectively blocks the metal center and drastically reduces the reactivity of the complex in inner-sphere reactions.

Conclusion. Co(III) amine complexes are reduced in aqueous solution by $\text{Ni}(\text{dmc})^+$ in an outer-sphere electron-transfer reaction. The rate constants for these reactions do not vary greatly from those obtained with $\text{Ni}(\text{tmc})^+$. The reduction of alkyl halides by $\text{Ni}(\text{dmc})^+$ results in the formation of alkyl radicals that can react further with $\text{Ni}(\text{dmc})^+$ or dimerize. These reactions are strongly disfavored for the $\text{Ni}(\text{dmc})^+$ complex. The trend, shown in Table II, is very supportive of an inner-sphere electron-transfer mechanism for the reactions of alkyl halides and peroxides with both nickel(I) complexes.

Were reactions of both complexes occurring by an outer-sphere mechanism, the rate constants would be expected to be comparable as they are for the fully ligated cobalt complexes. We thus rule out that situation. We next consider the cases $\text{tmc}(\text{IS})\text{-dmc}(\text{OS})$ and $\text{tmc}(\text{IS})\text{-dmc}(\text{IS})$. Both are feasible, but we are less inclined to accept the former. Not only would a change in mechanism be entailed, but it would suggest an OS mechanism for H_2O_2 and *t*-BuOOH. Outer-sphere reduction of these peroxides is extremely rare, if not unknown entirely.²⁹ The fact that $\text{Ni}(\text{dmc})^+$ reacts at all appears to us as strong evidence for an IS mechanism for its reactions with peroxides.

Acknowledgment. This work was supported by the U.S. Department of Energy, Chemical Sciences Division, under Contract W-7405-Eng-82. S.L.S. acknowledges the Natural Sciences and Engineering Research Council of Canada for a 1967 Science and Engineering Scholarship. We are grateful to J. Lockridge for help with ion chromatography experiments.

Registry No. $\text{Ni}(\text{dmc})^+$, 84026-55-1; $\text{Ni}(\text{tmc})^+$, 103364-89-2; $\text{Co}(\text{NH}_3)_6^{3+}$, 14695-95-5; $\text{Co}(\text{en})_3^{3+}$, 14878-41-2; $\text{Co}(\text{sep})^{3+}$, 63976-36-3; $\text{Co}(\text{NH}_3)_5\text{F}^{2+}$, 15392-06-0; H_2O_2 , 7722-84-1; $(\text{CH}_3)_3\text{COOH}$, 75-91-2; $\text{Br}(\text{CH}_2)_2\text{Br}$, 106-93-4; $\text{C}_6\text{H}_5\text{CH}_2\text{Br}$, 100-39-0; $\text{C}_6\text{H}_5\text{CH}_2\text{Cl}$, 100-44-7; $\text{CH}_2=\text{CHCH}_2\text{Br}$, 106-95-6; Br_2CH_2 , 74-95-3.

(25) Masarwa, M.; Cohen, H.; Meyerstein, D.; Hickman, D. L.; Bakac, A.; Espenson, J. H. *J. Am. Chem. Soc.* **1988**, *110*, 4293 and references therein.

(26) Buxton, G. V.; Greenstock, C. L.; Helman, W. P.; Ross, A. B. *J. Phys. Chem. Ref. Data* **1988**, *17*, 513.

(27) Neta, P. *Adv. Phys. Org. Chem.* **1976**, *12*, 223.

(28) This rate constant was determined by a kinetic competition method that utilizes $(\text{H}_2\text{O})_2\text{Cr}(\text{CH}_3)_2\text{OH}^{2+}$ as a source of the radical. See for example: Espenson, J. H.; Shimura, M.; Bakac, A. *Inorg. Chem.* **1982**, *21*, 2537.

(29) Bakac, A.; Espenson, J. H. *Inorg. Chem.* **1983**, *22*, 779 and references therein.